

Genesis Orientation

[What is Genesis?](#)

[Sign In](#)

[Completing Forms in Parent Portal](#)

[Gradebook](#)

[Signing Up for Parent/Teacher Conferences](#)

[Tech Support](#)

What is Genesis?

Genesis is filled with important information such as: attendance, school course schedules, grades, teacher contact information, emergency information, bus routes, forms, and more!



**Sign in to
Genesis Parent Portal**

Registration

Once you are registered (completed the registration process), parents will be given an account to the Genesis System. Your account is linked to your email account, so please let us know if your e-mail address changes.

1. GO TO [HTTPS://PARENTS.C2.GENESISEDU.NET/FRANKLINTWP/](https://parents.c2.genesisedu.net/franklintwp/)
2. TYPE YOUR USERNAME. (YOUR EMAIL ADDRESS)
3. TYPE YOUR PASSWORD. (EMAILED TO THE GUARDIAN EMAIL ADDRESS PROVIDED AT REGISTRATION)
4. THE FIRST TIME YOU LOG IN, YOU WILL BE PROMPTED TO CHANGE YOUR PASSWORD.

Sign In

Genesis contains sensitive information about our students. Strong passwords are REQUIRED.



- **13 characters**
- **at least 1 capital letter**
- **at least 1 number**
- **at least 1 symbol, such as ! @ # \$ % ***

Protecting student information is everyone's responsibility. Store your password in safe place and do not share it. Thank you!


Summary Page

On the summary page, you will find the course schedule, your child's homeroom teacher, attendance, and bus stop/route times.



Completing Forms in Parent Portal

TO COMPLETE FORMS IN THE PARENT PORTAL YOU NEED TO SELECT THE STUDENT YOU WANT TO COMPLETE THE FORM FOR IN THE 'SELECT STUDENT:' LIST. IF YOU HAVE ONE STUDENT THEN THAT STUDENT IS AUTOMATICALLY SELECTED. NEXT, CLICK ON THE FORMS TAB. **FORMS MUST BE COMPLETED FOR EACH STUDENT!**

A large, thick yellow arc is positioned on the right side of the page, curving from the bottom towards the top.

MESSAGE CENTER

STUDENT DATA

CONTACTS



Grading

Documents



Forms

Letters

SELECT STUDENT:



Forms to Complete:

- Signatures for Handbook and Technology Agreement
 - Authorization for OTC Medications
 - Consent for Publishing on Internet and/or Press Coverage
 - Emergency Form
 - 2023-24 Health Letter (for parents of students in Grades 2, 5, 7, 8 only)
- 
- 

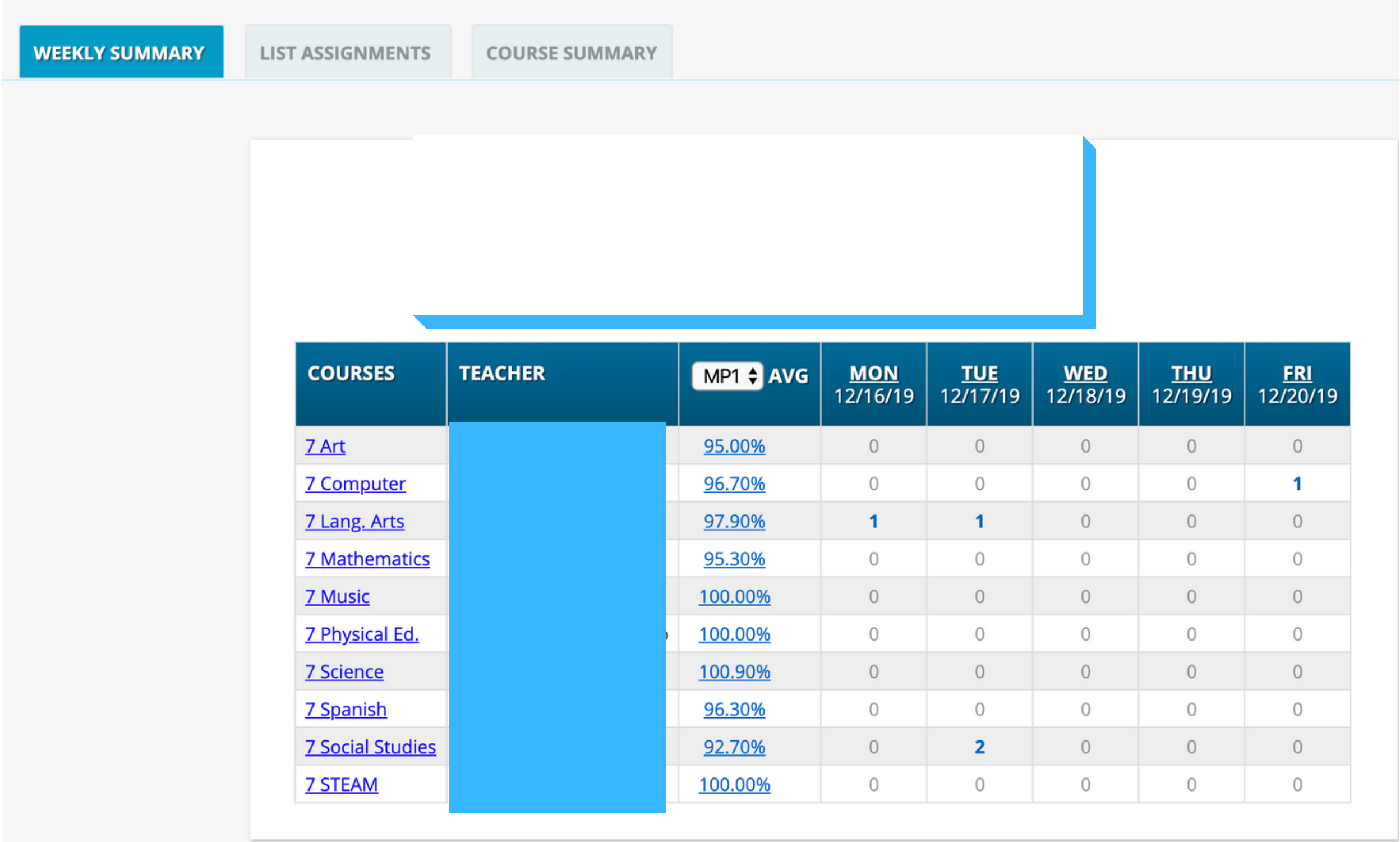


Gradebook

WEEKLY SUMMARY




LIST ASSIGNMENTS

COURSE SUMMARY



COURSES	TEACHER	MP1 ▾ AVG	MON 12/16/19	TUE 12/17/19	WED 12/18/19	THU 12/19/19	FRI 12/20/19
7 Art		95.00%	0	0	0	0	0
7 Computer		96.70%	0	0	0	0	1
7 Lang. Arts		97.90%	1	1	0	0	0
7 Mathematics		95.30%	0	0	0	0	0
7 Music		100.00%	0	0	0	0	0
7 Physical Ed.		100.00%	0	0	0	0	0
7 Science		100.90%	0	0	0	0	0
7 Spanish		96.30%	0	0	0	0	0
7 Social Studies		92.70%	0	2	0	0	0
7 STEAM		100.00%	0	0	0	0	0

AFTER CLICKING ON GRADEBOOK, YOU ARE ABLE TO SEE AN AVERAGE GRADE FOR EACH CLASS. FOR MORE DETAILS, PLEASE CLICK ON THE LIST ASSIGNMENTS OR COURSE SUMMARY TAB.

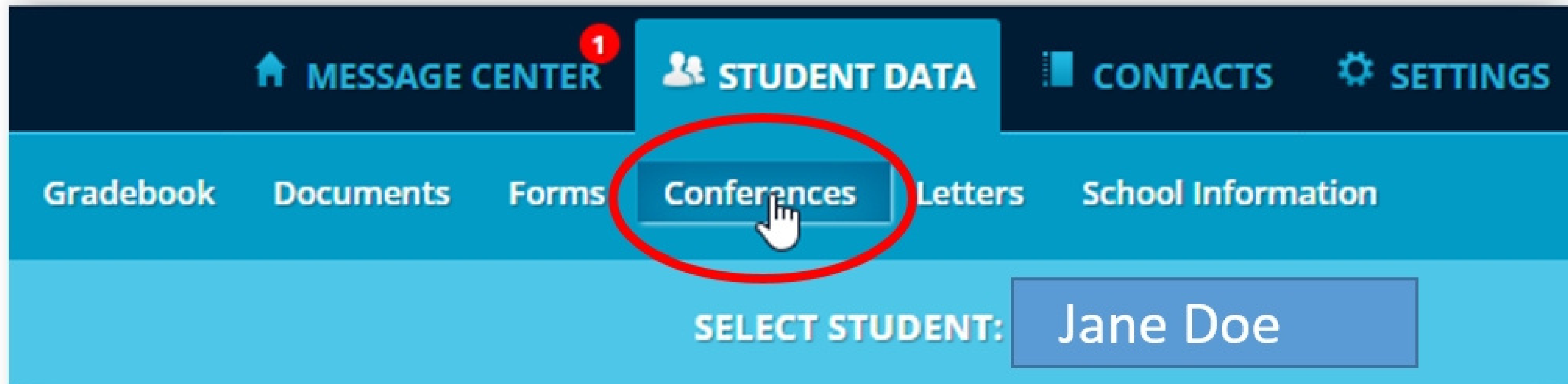


Signing Up for Parent/Teacher Conferences

How do we sign up?

TO SIGN-UP FOR A PARENT CONFERENCE
LOG INTO THE GENESIS PARENT PORTAL
AND SELECT THE STUDENT THAT WILL BE
THE SUBJECT OF THE CONFERENCE.

CLICK ON CONFERENCES IN THE UPPER
RIGHT HAND CORNER AND THEN CLICK ON
THE REQUEST A CONFERENCE LINK.



AFTER CLICKING ON THE CONFERENCE TAB ABOVE, A LIST OF POSSIBLE CONFERENCES WILL BE DISPLAYED.

DETERMINE WHICH DAY, TIME, AND TEACHER YOU WOULD LIKE TO REQUEST A CONFERENCE WITH. CLICK ON THE LIST OF TIMES UNDER THE DAY AND NEXT TO THE TEACHER. TO SELECT A TIME, CLICK ON RESERVE IN THE SPECIFIED TIME BLOCK.



NEED HELP?

Contact the FTS Technology Coordinator:

Mrs. Laura Sretenovic
(908)735-7929 x1232
lsretenovic@ftschoool.org

