


Children trace and write capital J and small j. They circle the capital and small j's in the rows.



J j



j j



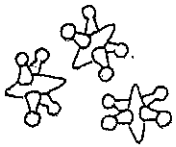
J



H

I

J



j

i

j

h

j



J

J

I

J

G



j

g

j



j

i

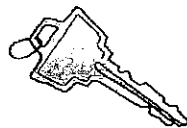


Blank handwriting lines for practice.

K



k



K




K

H

K

J




k

i

j

k

k



K

I

K

J

K



k


k

h

k

j

Children trace and write capital K and small k. They circle the capital and small k's in the rows.

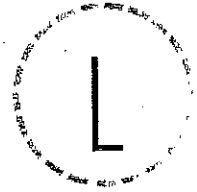


L l

L l



L



I

K

L



I

k

l

l

j



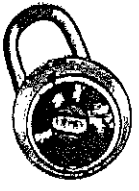
L

K

J

L

L



l

l

j

i

l

Children trace and write capital L and small l. They circle the capital and small l's in the rows.

Children trace and write capital N and small n. They circle the capital and small n's in the rows.




N

n



n

n



N



K

M

N




n

l

n

n

m




N

N

M

N

L



n

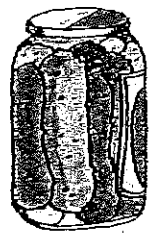



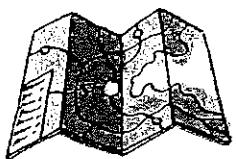
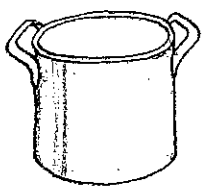


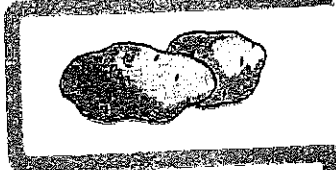
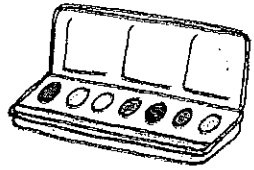

k

n

m


n

Children circle pictures that have names that begin with the same sound as the word potatoes.
They draw an X on each picture that does not.



MATH READINESS SKILLS



Look at the picture in each box.
Circle the object that is inside.
Then color the pictures.

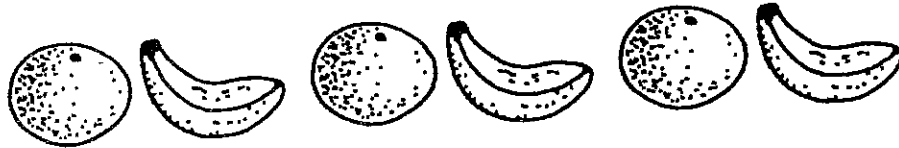



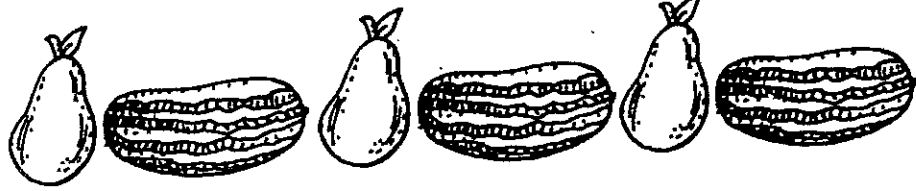
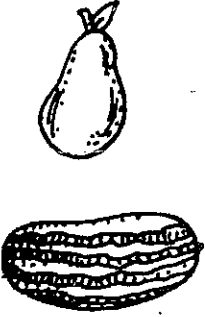
Skills: Recognizing position (inside)

MATH READINESS SKILLS

Look at the pattern in each row. Circle a picture at the end of each row that continues the pattern.
Then color the pictures.

	
---	---

	
--	--

	
--	---

Skills: Observing and reproducing patterns; Visual memory; Fine motor skill development