
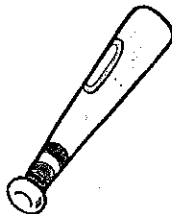


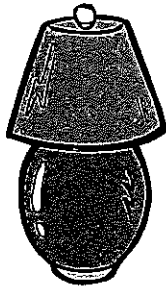



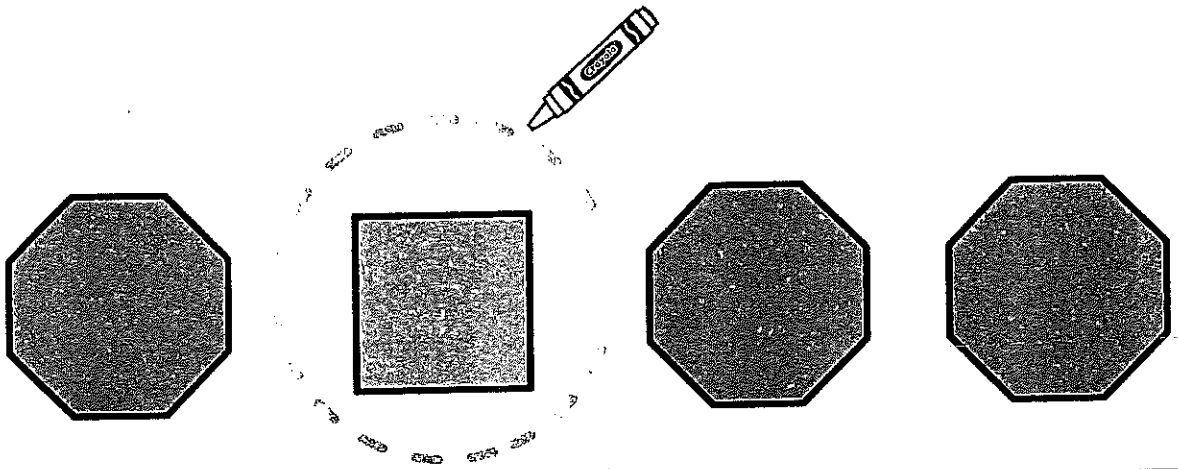





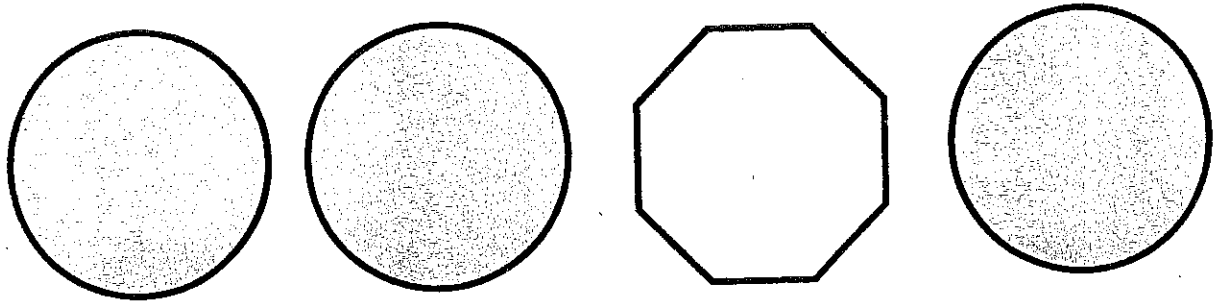
Draw a circle around the 2 things that are the **same size** in each row.



Draw a circle around the shape that is **different** in each row.



Draw a circle around the shape that is **different** in each row.



Name _____

My Homework

Lesson 7
Subtract to Take
Apart 10

Homework Helper



Need help? connectED.mcgraw-hill.com



10



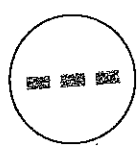
9

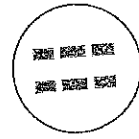



1



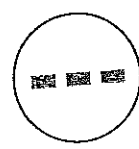
10

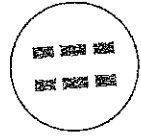






10



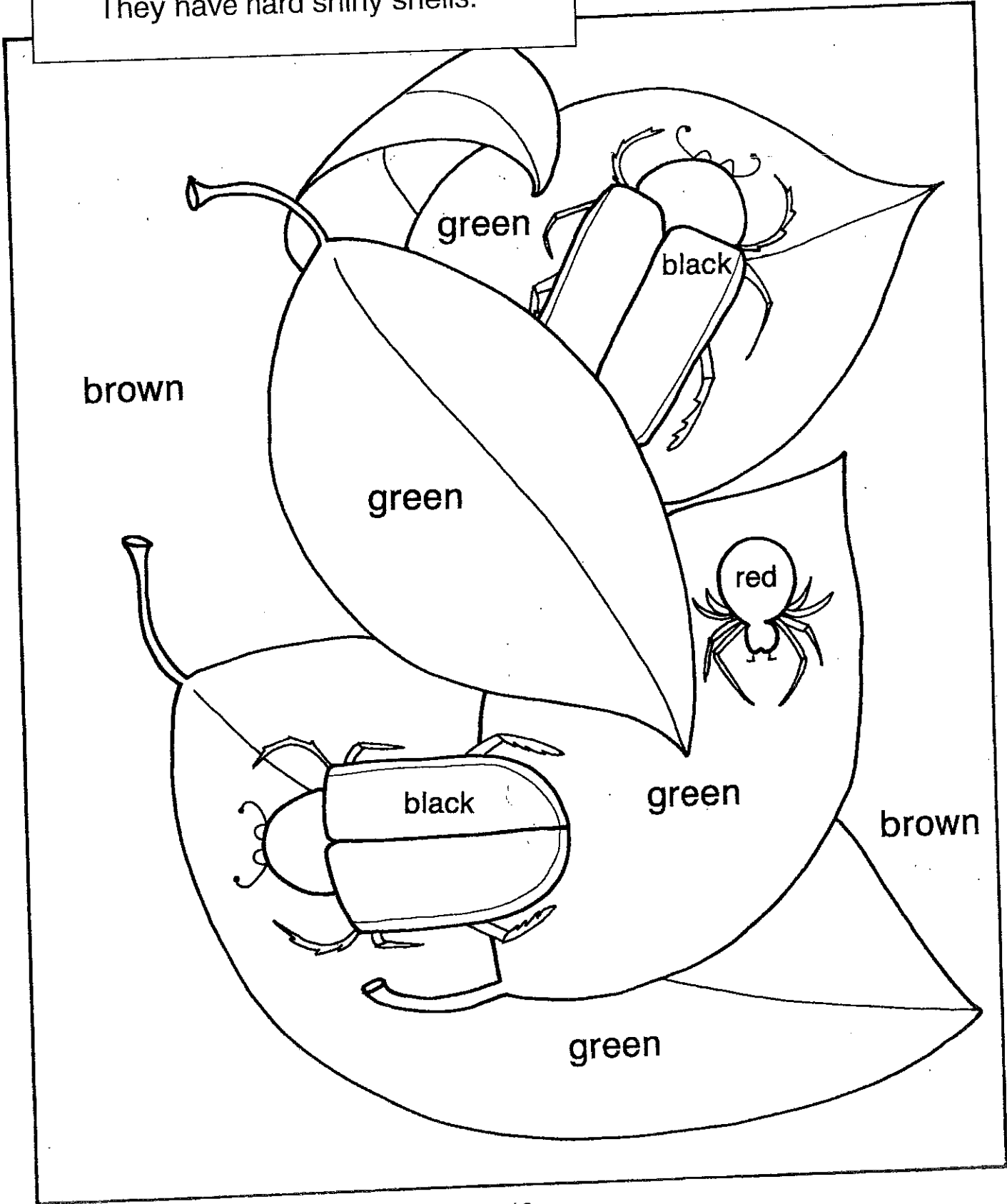




Directions: 1–3. Use pennies to model taking away from 10. Trace the minus sign. Write how many are taken away. Trace the equals sign. Write how many are left.


Look under the leaves.
Can you find the beetles?
They have hard shiny shells.

Parents: Share this story about beetles with your child. Explain that a butterfly, bee, and beetle are all insects. Have your child count the legs on each of the beetle to see that there are six legs on an insect. Ask "Is the spider an insect?" (No. It has eight legs.)



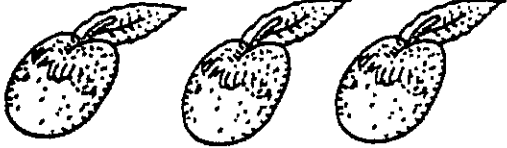
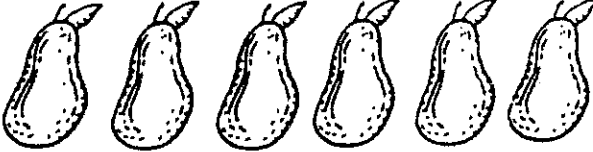


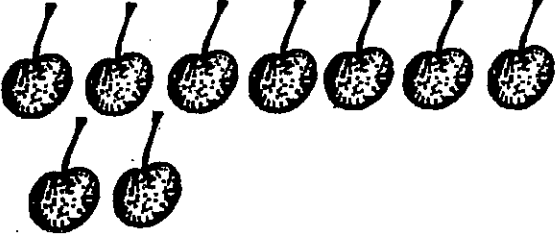




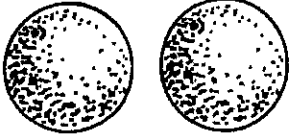
Parents: Share this story about pet fish with your child. Explain that fish get the air (oxygen) they need from the water. Have your child point to the part of the fish that helps it swim (fins). See if you can find a place where your child can see real goldfish.

Look in the fish pond.
See the goldfish swim around.
Birds like to drink out of the pond.



NUMBER CONCEPTS











Circle the number that tells how many pieces of fruit are in each box.
Then color the pictures.

 <p>2 3 4</p>	 <p>4 5 6</p>
 <p>8 9 10</p>	 <p>5 6 7</p>
 <p>7 8 9</p>	 <p>3 4 5</p>
 <p>1 2 3</p>	 <p>6 7 8</p>
 <p>8 9 10</p>	 <p>2 3 4</p>

Skills: Following directions; Recognizing sets of objects and the corresponding numeral

NUMBER CONCEPTS

Circle the number that tells how many animals are in each box.
Then color the pictures.

 <p>5 6 7</p>	 <p>7 8 9</p>
 <p>2 3 4</p>	 <p>5 6 7</p>
 <p>7 8 9</p>	 <p>2 3 4</p>
 <p>1 2 3</p>	 <p>8 9 10</p>
 <p>1 2 3</p>	 <p>7 8 9</p>

Skills: Following directions; Recognizing sets of objects and the corresponding numeral

PRACTICE PAGE

Use these pages to practice writing letters and numbers.

The page contains 12 sets of horizontal writing lines. Each set consists of three lines: a solid top line, a dashed middle line, and a solid bottom line. These lines are spaced evenly down the page to provide a guide for letter height and placement.

PRACTICE PAGE

A series of horizontal lines for handwriting practice, consisting of solid top and bottom lines with a dashed midline.