

Welcome Back!!



I hope you had a fabulous summer and are feeling refreshed and ready to learn!



Mrs. Paquette

Guidelines and Procedures for the 20-21 School Year!

“Happiness depends more upon the internal frame of a person’s own mind, than on the externals in the world.”



Mohandas Gandhi was an Indian revolutionary and religious leader who used his religious power for political and social reform. Although he held no governmental office, he was the main force behind the second-largest nation in the world's struggle for independence.

“The future depends on what we do in the present.”

Norms of Mrs. Paquette's Class

Be respectful!

Be prepared!

Be positive!



*All school rules and policies apply!

R.O.A.R.S!

Zoom Norms



- Enter a few minutes early.
- Remain logged in for the day.
- We will have screen time breaks throughout the day.



- Make sure chromebook is charged.



- Remain muted and use hand raise icon.
- Questions are always welcome! Do not sit confused.

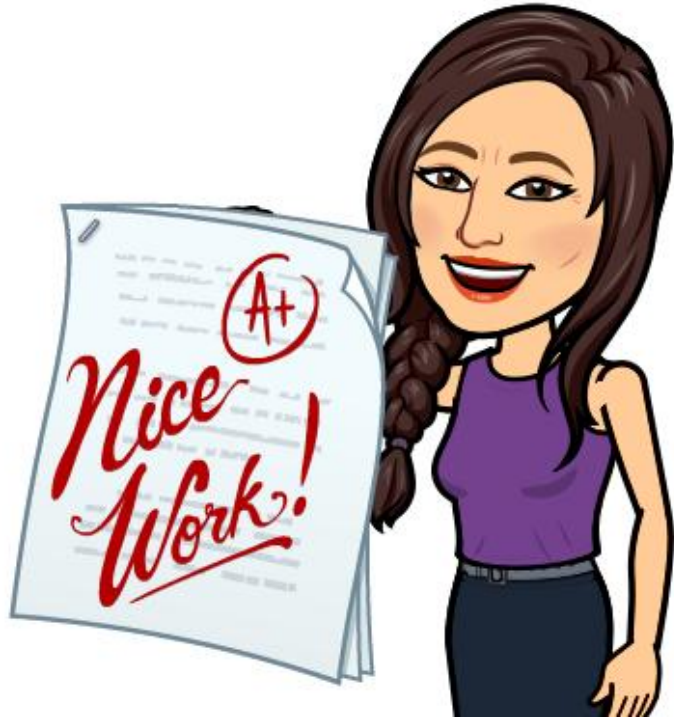


- Video should remain on unless directed. Please ask if you need to turn it off. Feel free to use the private chat feature.
- Respect speakers.



- Find a quiet place to sit.
- Use headphones.
- Pay attention to the lesson being presented.
- Participate.
- Stay focused on what is being shared.
- Remain on screen.

Who am I?



- History and Students with Disabilities
- 4 years Titusville Academy
- 4 years Franklin High School
- 7th year at FTS

Design your own

VIRTUAL LOCKER


Design your virtual locker to help me get to know you better. **Include at least 10 (or more!)** things that tell about who you are.

Consider including some of the following:

- pictures of family/friends/pets
- your favorite book(s), movie(s), tv show(s) and music
- what you like to do for fun
- a future goal you have
- your favorite sport and/or team
- your favorite food
- your favorite subject to learn about
- a hobby you enjoy
- Future plans - HS, college, career
- a place you'd like to visit
- something you did over the summer
- be creative!

You can choose to present your locker to the class or write a short summary to tell me why you chose to include the things you did.


MRS.
PAQUETTE



"Look how much you've already managed to adapt to. Look how resilient you've already been. There's no "right" way to respond to this because it's never, ever happened before. Give yourself some credit. ☆ There's no one in the whole world who has this figured out yet. So it's absolutely okay if you don't either ♥
mellow doodles "



MRS. PAQUETTE



"Look how much you've already managed to adapt to. Look how resilient you've already been. There's no "right" way to respond to this because it's never, ever happened before. Give yourself some credit. ☆ There's no one in the whole world who has this figured out yet. So it's absolutely okay if you don't either ♥"

mellow doodles

Instructions!

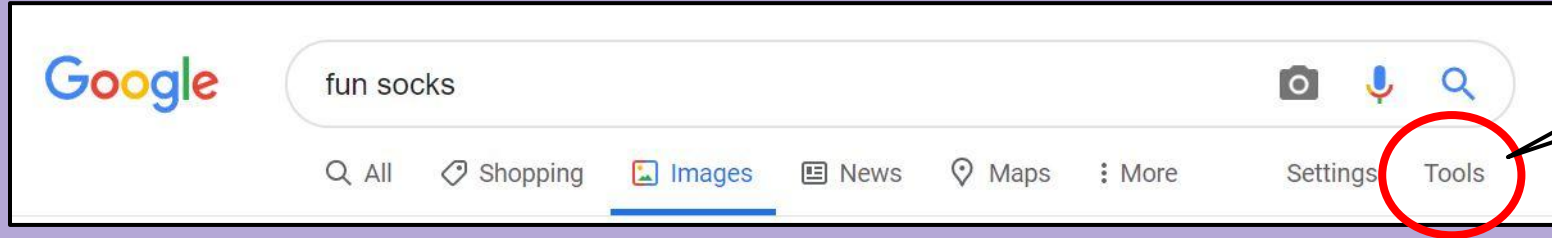
Decorate your Locker by Including Items Like:

- Pictures of Family, Pets and/or Friends
- Favorite Movie, Show, Book, Music, Food, etc.
- Hobbies / Clubs You're Involved In
- Favorite Sports Team
- Dream Vacation
- Future Goals
- Future HS, College / Career
- **THEN**, briefly explain your items in one paragraph or on flipgrid

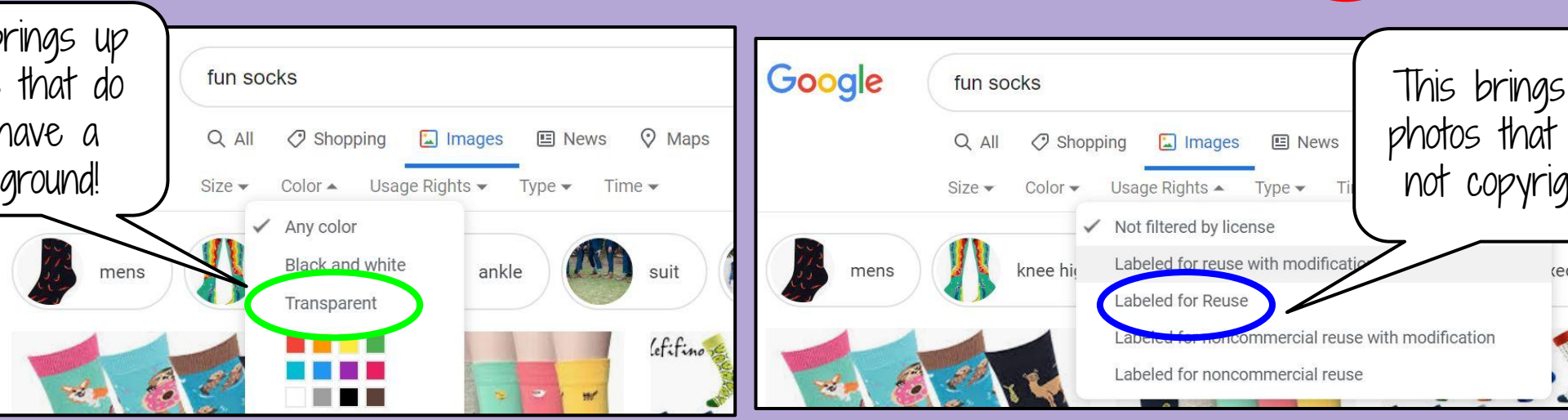


Tips and Tricks for Googling Images

- Filter Google Images by usage rights, color, and transparency!



This
ge
filters



brings up
that do
have a
ground!

This brings
photos that
not copyrig

Design your own

VIRTUAL LOCKER

Design your virtual locker to help me get to know you better. **Include at least 10 (or more!)** things that tell about who you are.

Consider including some of the following:

- pictures of family/friends/pets
- your favorite book(s), movie(s), tv show(s) and music
- what you like to do for fun
- a future goal you have
- your favorite sport and/or team
- your favorite food
- your favorite subject to learn about
- a hobby you enjoy
- Future plans - HS, college, career
- a place you'd like to visit
- something you did over the summer
- be creative!

You can choose to present your locker to the class or write a paragraph explaining why you chose to include each item in your locker..





Why do we have procedures?

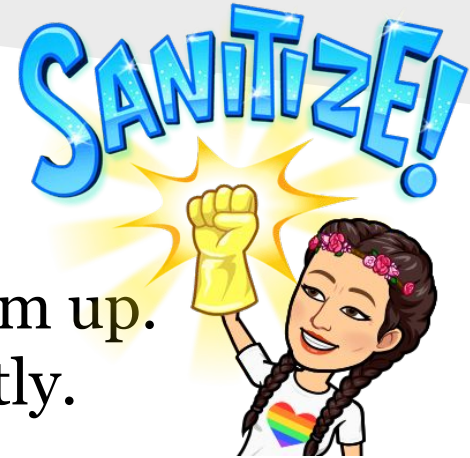
- A procedure is the way that we do things.
- To do things right, we have to follow some simple procedures, for example:
 - To open your locker, you have to select your combination as directed by the lock manufacturer.
 - To place a call on your phone, you need to dial the number in the right order.
- So, to be successful in learning, you need to follow some simple procedures.



PROCEDURE

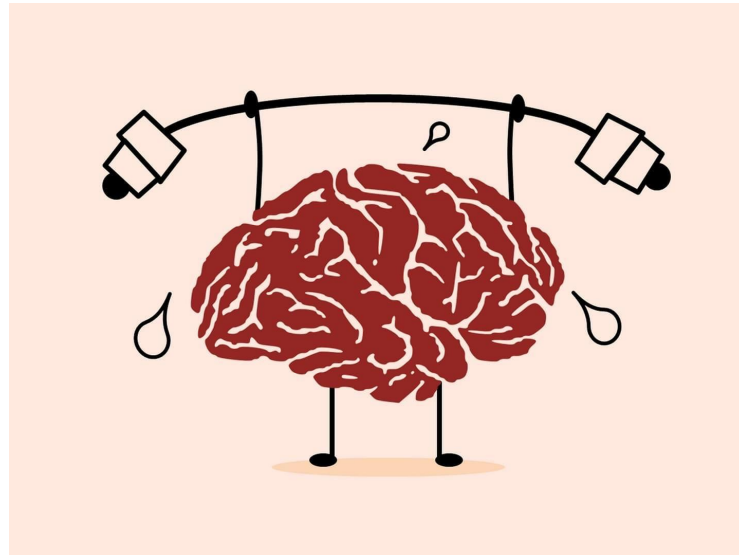
Classroom Entrance Procedure

- Quietly enter the room.
- Sanitize hands.
- Pick up chromebook if needed (HR only).
- Find your seat quickly and begin your Warm up.
- When finished wait for next direction quietly.



Warm up procedure


- Answer questions in warm slides.
- Answer should be 3 – 5 sentences in length unless otherwise directed.




Google Classroom

- Warm up slides
- All assignments will be found on google classroom/drive.
 - Use the “classwork” tab on the top.
 - We will complete a walk through exercise later this week.

Classroom how to video →





During Instruction



- Pay close attention
- Wait for directions for note taking or activity
- Ask questions related to the subject. Use private chat in zoom. Other questions which are not related to the subject can be asked after instruction. Don't forget to raise your hand or use the hand raise feature in zoom.
- After instruction, make sure you understand the concept. If not, ask questions by mentioning which part you didn't understand.
- PARTICIPATE in discussions
- Respect each other and be friendly
- Use your time wisely and put forth your best effort
- Remember: It is YOUR education!

Need something?

Restroom? Sanitizer? Nurse?

Raise your hand please!

Please refrain from disrupting the flow of class if it is not an emergency. Wait until a natural break occurs and then ask.



How am I
comprehending?

4 - I understand it.
I could teach this to
my parents.

3 - I understand it.

2 - I think I get it, but
I'm still getting some
problems wrong.

1 - I don't get it.
I need help.

Absent from class?

- Please ask another student in your class for missed notes at an appropriate time.
- Check google classroom
- If you have other questions, please see me at the end of class or the end of the day.



Finding information

- Go to ftschoool.org
- Click Staff
- Click Mrs. Paquette
- Click appropriate grade
- **Go to google classroom!**

Late work Procedure

- 10 points off per day for late work up to 3 days
- After 1 day = Phone call home
- After 3 days = ZERO and phone call home

Substitute

If I am absent, there will most certainly be a valid assignment that you will need to complete. This assignment will be collected and graded. I expect you to treat the substitute with respect. Detention will be assigned to those who are disrespectful towards the substitute.

Dismissal

- I will give you time to clean up so please do not start this process on your own. I will dismiss you.
- Please put all pens, pencils, textbooks, and any other borrowed materials back where you FOUND them.
- Please put desks back in their original position
- Please remain in your seat until the bell rings.

Grading


Tests - 30%

Projects - 30%

Class work - 20%


Drive/Binder - 10%

HW - 10%



Last norm...

- This classroom is a “**no whining zone**” all the time.
- This is a time for you to receive an education that will help you achieve your future goals.
- This is a “Learning Zone”, a place where education is sacred and a place where you can learn in a respectful, caring environment.
- If you need help with anything, just ask!



Good luck this year!

- My hope is that we have an enjoyable year full of thinking and learning! Lets work together to ensure that happens.

